

SPECIFICATIONS

| Size | Metric | British |
|-------------------------------------|--------------|-----------------|
| Max. Working Height A | 7.80m | 25ft 7in |
| Max. Platform Height B | 5.80m | 19ft |
| Overall Length C | 1.86m | 6ft 1in |
| Overall Width D | 0.76m | 2ft 6in |
| Overall Height(Rails Up) E | 2.15m | 7ft 1in |
| Overall Height(Rails Down) F | 1.83m | 6ft 1in |
| Platform Size(Length×Width) | 1.67m×0.74m | 5ft 6in×2ft 5in |
| Platform Extension Size G | 0.90m | 2ft 11in |
| Ground Clearance(Stowed/Raised) | 0.09m/0.016m | 4in/1in |
| Wheelbase H | 1.36m | 4ft 6in |
| Turning Radius(Inside/Outside) | 0m/1.64m | 0/5ft 5in |
| Tyres | φ323×100mm | φ323×100mm |

Performance

| | | |
|----------------------|-------------|-------------|
| S.W.L | 230kg | 507lb |
| S.W.L On Extension | 113kg | 249lb |
| Max. Occupants | 2 | 2 |
| Gradeability | 25% | 25% |
| Travel Speed(Stowed) | 4.5km/h | 2.80mph |
| Travel Speed(Raised) | 0.5km/h | 0.31mph |
| Max. Working Slope | X-1.5°/Y-3° | X-1.5°/Y-3° |
| Up/Down Speed | 25/25sec | 25/25sec |

Weight

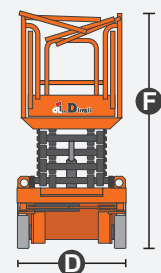
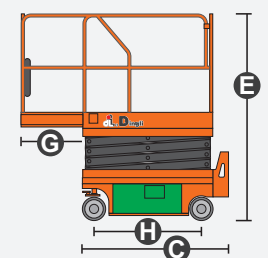
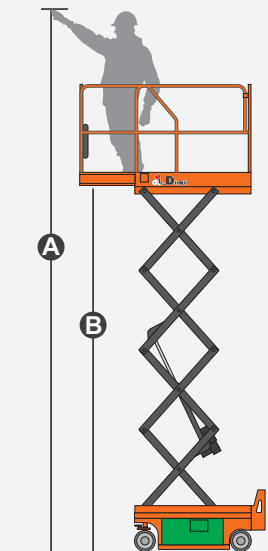
| | | |
|----------------|--------|--------|
| Overall Weight | 1650kg | 3637lb |
|----------------|--------|--------|

Power

| | | |
|---------------|---------------|---------------|
| Battery | 24V/185Ah | 24V/185Ah |
| Charger | 24V/30A | 24V/30A |
| Driving Motor | 2x24VDC/0.5kW | 2x24VDC/0.5kW |
| Lifting Motor | 24VDC/1.4kW | 24VDC/1.4kW |



HYDRAULIC OIL FREE



FEATURES

Standard Items

- Proportional Joystick Controls
- Self-Locking Gates
- One-Way Platform Extension Deck
- Drivable At Full Height
- Non-Marking Tyres
- Two-Wheel Drive
- Two-Wheel Steering
- Automatic Braking System
- Emergency Descent System
- Onboard Fault Diagnostic System
- Tilt Alarm
- Motion Alarm
- Horn
- Hour Meter
- Safety Arm For Troubleshooting
- Standard Transport Forklift Holes
- Charging Protection System
- Flashing LED Beacon
- Foldable Guard Rails
- Automatic Pothole Protection
- Drive Enable
- Charging Indicator
- Manual Brake Release
- Lanyard Attachment Point
- Tie-Down And Lifting Points
- Platform Load Sense System
- Emergency Stop Button



Elevated Platform Services

40 Hands Road, Middleton, Christchurch
P. 0800 3773979
E. office@epsnz.co.nz
epsnz.co.nz

