

## SPECIFICATIONS

Size	Metric	British
Max. Working Height <b>A</b>	7.60m	24ft 11in
Max. Platform Height <b>B</b>	5.60m	18ft 4in
Overall Length <b>C</b>	1.52m	5ft
Overall Width <b>D</b>	0.81m	2ft 8in
Overall Height(Rails Up) <b>E</b>	2.01m	6ft 7in
Overall Height(Rails Down) <b>F</b>	1.65m	5ft 5in
Platform Size(Length×Width)	1.37m×0.70m	4ft 6in×2ft 4in
Platform Extension Size <b>G</b>	0.60m	2ft
Ground Clearance(Stowed/Raised)	0.06m/0.015m	2in/1in
Wheelbase <b>H</b>	1.13m	3ft 8in
Turning Radius(Inside/Outside)	0.45m/1.60m	1ft 6in/5ft 3in
Tyres	φ230×100mm	φ230×100mm

### Performance

S.W.L	230kg	507lb
S.W.L On Extension	113kg	249lb
Max. Occupants	2	2
Gradeability	25%	25%
Travel Speed(Stowed)	4.0km/h	2.49mph
Travel Speed(Raised)	0.6km/h	0.37mph
Max. Working Slope	X-1.5°/Y-3°	X-1.5°/Y-3°
Up/Down Speed	22/22sec	22/22sec

### Weight

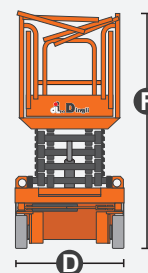
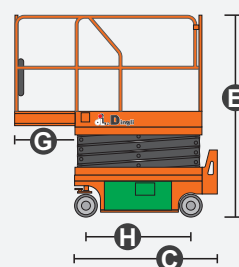
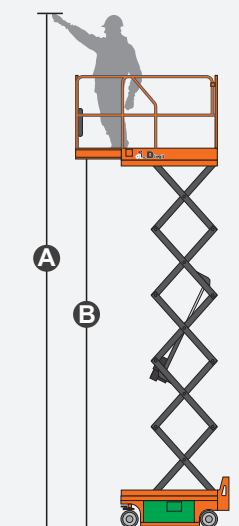
Overall Weight	1340kg	2954lb
----------------	--------	--------

### Power

Battery	24V/115Ah	24V/115Ah
Charger	24V/15A	24V/15A
Driving Motor	2x24VDC/0.7kW	2x24VDC/0.7kW
Lifting Motor	24VDC/1.8kW	24VDC/1.8kW



HYDRAULIC OIL FREE



## FEATURES

### Standard Items

- Proportional Joystick Controls
- Self-Locking Gates
- One-Way Platform Extension Deck
- Drivable At Full Height
- Non-Marking Tyres
- Two-Wheel Drive
- Two-Wheel Steering
- Automatic Braking System
- Emergency Descent System
- Onboard Fault Diagnostic System
- Tilt Alarm
- Motion Alarm
- Horn
- Hour Meter
- Safety Arm For Troubleshooting
- Standard Transport Forklift Holes
- Charging Protection System
- Flashing LED Beacon
- Foldable Guard Rails
- Automatic Pothole Protection
- Drive Enable
- Charging Indicator
- Manual Brake Release
- Lanyard Attachment Point
- Tie-Down And Lifting Points
- Platform Load Sense System
- Emergency Stop Button



### Elevated Platform Services

40 Hands Road, Middleton, Christchurch  
P. 0800 3773979  
E. office@epsnz.co.nz  
epsnz.co.nz

