

SPECIFICATIONS

Size	Metric	British
Max. Working Height A	5.60m	18ft 5in
Max. Platform Height B	3.60m	11ft 10in
Overall Length C	1.44m	4ft 9in
Overall Width D	0.76m	2ft 6in
Overall Height(Rails Up) E	1.99m	6ft 6in
Overall Height(Rails Down) F	1.62m	5ft 4in
Platform Size(Length×Width)	1.29m×0.70m	4ft 3in×2ft 4i
Platform Extension Size G	0.60m	2ft
Ground Clearance(Stowed/Raised)	0.06m/0.015m	2in/1in
Wheelbase H	1.05m	3ft 5in
Turning Radius(Inside/Outside)	0.40m/1.55m	1ft 4in/5ft 1in
Tyres	φ230×80mm	φ230×80mm

Performance

S.W.L	240kg	529lb
S.W.L On Extension	100kg	220lb
Max. Occupants	2	2
Gradeability	25%	25%
Travel Speed(Stowed)	4.0km/h	2.49mph
Travel Speed(Raised)	0.5km/h	0.31mph
Max. Working Slope	X-1.5°/Y-3°	X-1.5°/Y-3°
Up/Down Speed	22/22sec	22/22sec

Weight

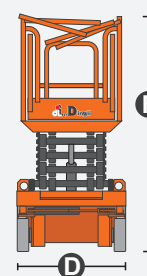
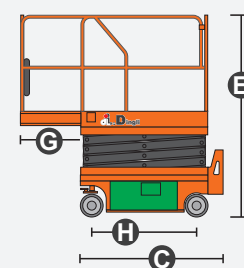
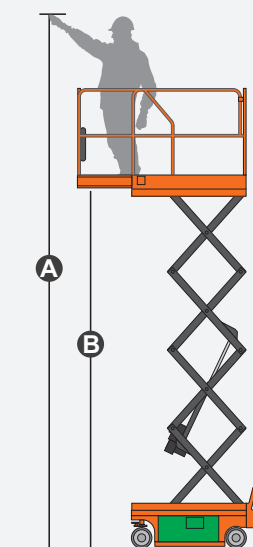
Overall Weight	920kg	2028lb
----------------	-------	--------

Power

Battery	24V/85Ah	24V/85Ah
Charger	24V/15A	24V/15A
Driving Motor	2x24VDC/0.7kW	2x24VDC/0.7kW
Lifting Motor	24VDC/1.4kW	24VDC/1.4kW



HYDRAULIC OIL FREE



FEATURES

Standard Items

- Proportional Joystick Controls
- Self-Locking Gates
- One-Way Platform Extension Deck
- Drivable At Full Height
- Non-Marking Tyres
- Two-Wheel Drive
- Two-Wheel Steering
- Automatic Braking System
- Emergency Descent System
- Onboard Fault Diagnostic System
- Tilt Alarm
- Motion Alarm
- Horn
- Hour Meter
- Safety Arm For Troubleshooting
- Standard Transport Forklift Holes
- Charging Protection System
- Flashing LED Beacon
- Foldable Guard Rails
- Automatic Pothole Protection
- Drive Enable
- Charging Indicator
- Manual Brake Release
- Lanyard Attachment Point
- Tie-Down And Lifting Points
- Platform Load Sense System
- Emergency Stop Button



Elevated Platform Services

40 Hands Road, Middleton, Christchurch
P. 0800 3773979
E. office@epsnz.co.nz
epsnz.co.nz

