

## SPECIFICATIONS

Size	Metric	British
Max. Working Height	16.22m	53ft 3in
Max. Platform Height	14.22m	46ft 8in
Max. Operating Range(+0.6m)	9.40m	30ft 10in
Max. Platform Range	8.80m	28ft 10in
Overall Length(Stowed) <b>A</b>	7.37m	24ft 2in
Overall Length(Transport)	5.49m	18ft
Overall Width(Stowed) <b>B</b>	2.33m	7ft 8in
Overall Height(Stowed) <b>C</b>	2.49m	8ft 2in
Overall Height(Transport)	2.60m	8ft 6in
Platform Size(Length×Width)	1.83m×0.79m	6ft×2ft 7in
Turntable Tailswing	1.24m	4ft 1in
Ground Clearance <b>D</b>	0.31m	1ft
Wheelbase <b>E</b>	2.30m	7ft 7in
Turning Radius(Inside/Outside)	2.92m/4.49m	9ft 7in/14ft 9in
Tyres	315/55D20	315/55D20

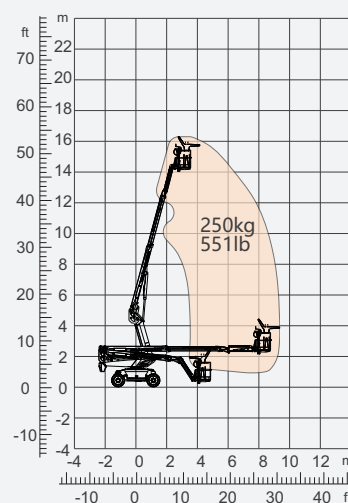
Performance		
S.W.L	250kg	551lb
Max. Occupants	2	2
Gradeability	40%	40%
Travel Speed(Stowed)	6.0km/h	3.7mph
Travel Speed(Raised)	1.1km/h	0.7mph
Max. Working Slope	X-5°/Y-5°	X-5°/Y-5°
Turret Rotation	360°Continuous	360°Continuous
Platform Rotation	180°	180°
Jib Movement	132°	132°

Weight		
Overall Weight	6130kg	13514lb

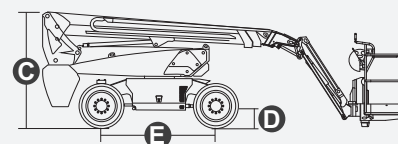
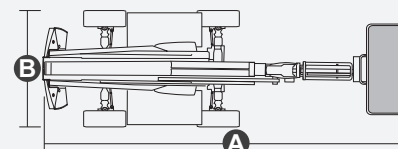
Power		
Diesel Engine	Kubota D1105/18kW	Kubota D1105/18kW
Diesel Tank	115L	30gal
Hydraulic Tank	145L	38gal



ENGINE



Range Of Motion



## FEATURES

### Standard Items

- 1.50m (4ft 11in) Jib
- Front Oscillating Axle
- Two-Wheel Steering
- Four-Wheel Drive
- Self-Leveling Platform
- 180° Left And Right Swing Platform
- Proportional Joystick Controls
- Thumb Rocker Steer
- Drive Enable
- AC Power Cord To Platform
- Tilt Alarm
- Descent Alarm
- Flash
- Horn
- Hour Meter
- Integral Integrated Special Drive Axle For Construction Machinery
- 360° Continuous Turntable Rotation
- Positive Traction Four Wheel Drive
- Platform Load Sense System
- Fault Diagnosis System
- Operator Anti-crushing Protection System
- Harsh Environment Kits
- 12V DC Auxiliary Power
- Kubota D1105 18kW 2600rpm Diesel Engine
- Hydraulic Oil Radiator
- Anti-restart Engine Protection
- Anti-reverse Engine Device
- Auto Engine Fault Shutdown



Telescopic  
Boom-BT



Working  
Height-16m



Jib



Diesel Engine



Rough  
Terrain-RT



### Elevated Platform Services

40 Hands Road, Middleton, Christchurch  
P. 0800 3773979  
E. office@epsnz.co.nz  
epsnz.co.nz

